

Description

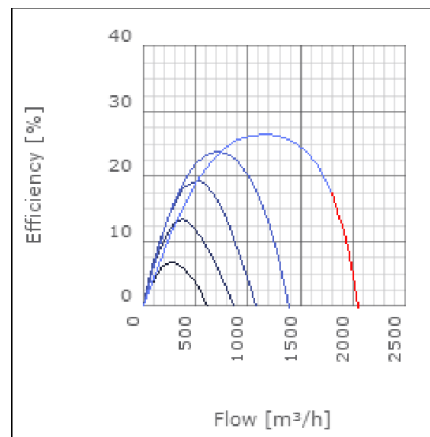
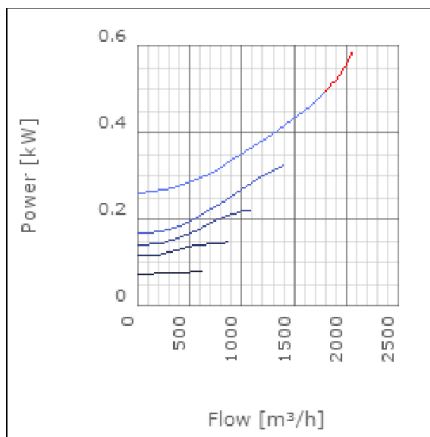
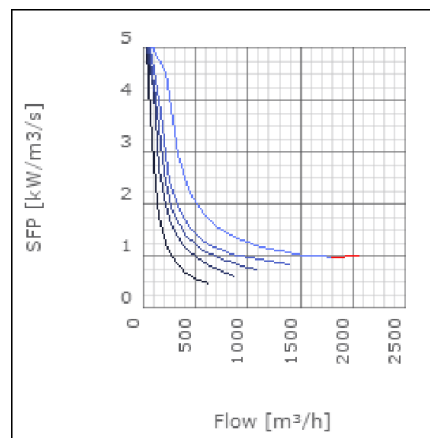
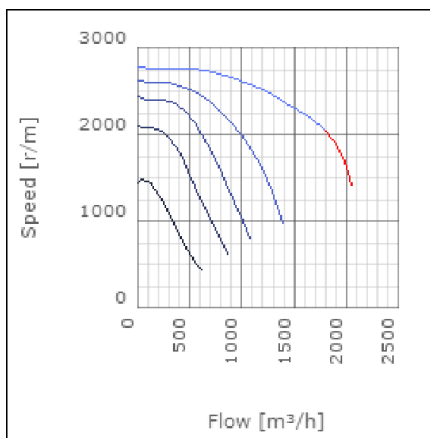
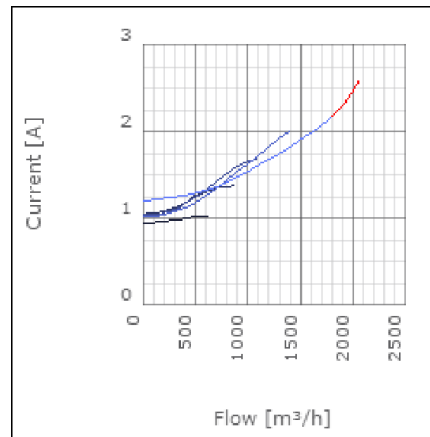
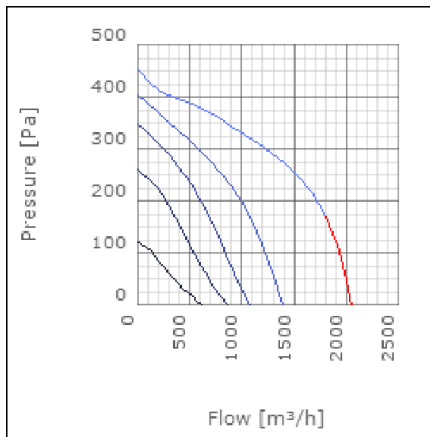
IRE is a range of insulated in-line centrifugal duct fans. They provide high pressure with low sound level. The IRE fans have good sound and fire insulation qualities provided by a 50mm pad of mineral wool. The high quality ball bearing mounted external rotor motors are maintenance free. They can be speed controlled from 0-100% by voltage variation. All motors are protected by approved thermo contacts. All 3-phase motors have ready fitted thermo contact leads for alarm functions etc. The fans have a strong galvanized steel housing incorporating a swing out design of the fan motor and impeller for easy cleaning and inspection.



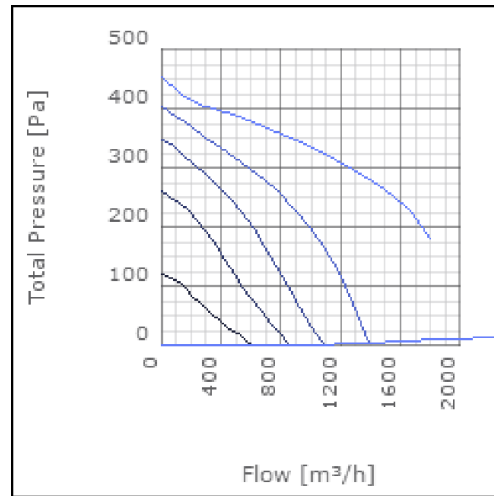
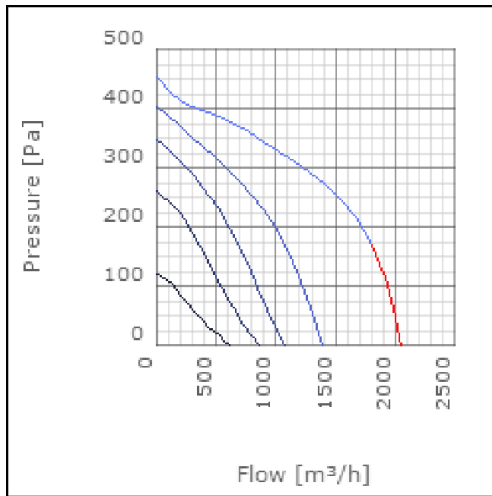
Technical data

Parameter	Value	Unit
Voltage	230	V
Phase	1	~
Frequency	50	Hz
Power	0.54	kW
Current	2.3	A
R.p.m.	1850	r/m
Max. temperature of transported air	45	°C
Max. temperature of transported air when speed-controlled	45	°C
Sound pressure level at 3 m	39	dB(A)
Length	692	mm
Width	638	mm
Height	490	mm
Weight	31	kg
Enclosure class, motor	44	IP
Insulation class, motor	F	
Capacitor	5	µF
Duct connection	ø400 mm	

Diagrams



Sound



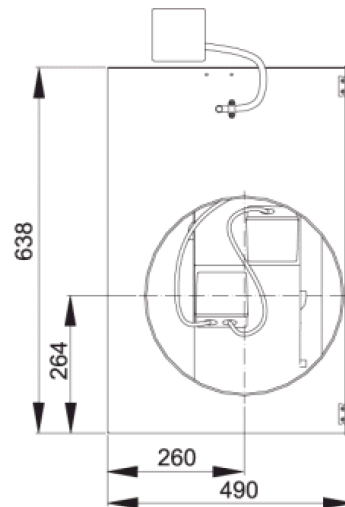
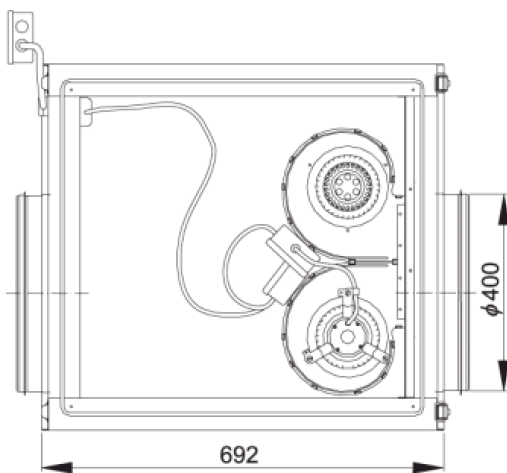
	Tot	63	125	250	500	1k	2k	4k	8k
Inlet	-	-	-	-	-	-	-	-	-
Outlet	-	-	-	-	-	-	-	-	-
Surrounding	-	-	-	-	-	-	-	-	-
Surrounding	-	-	-	-	-	-	-	-	-

	Tot	63	125	250	500	1k	2k	4k	8k

Parameter

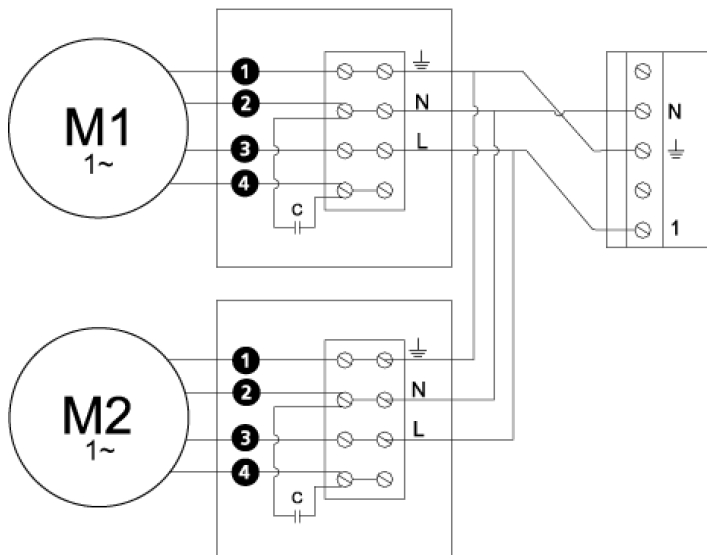
Distance: 3.000
 Propagation type: Hemi-spherical
 Equivalent absorption area: 20.00

Dimensions



Wiring diagram

4040021



- (M) = Fan Motor
- (M1) = Fan Motor
- (M2) = Fan Motor
- (M3) = Rotor Motor
- 1 = Yellow/Green
- 2 = Black
- 3 = Blue
- 4 = Brown
- 5 = White (TW)
- 6 = Orange
- 7 = Grey
- 8 = Red
- 9 = Green
- 10 = Violet

Accessories

- ETFV-94A
- FRE 6
- VRDE 3
- VRS 4,0
- VRTE 3

Electrical accessories

- FLF 400
- FLK 400
- BSV 400